



CONTACT US

Shenzhen BDiR Space Structure Co., Ltd.

Tel: 00-86-755-27902109

Web: www.bdir.com

Email: sales@bdir.com

Mobile / WhatsApp: +86-189 9894 1068

Office Address: No.A313, Huafeng International Robot Industrial Park, Baoan District, Shenzhen, China

Factory Address: No. 58, Dajian Village, Dongyong Town, Nansha District, Guangzhou, China



BUSINESS BROCHURE

Shenzhen BDiR Space Structure Co., Ltd.

TAGS

12-LEVEL
WIND RESISTANCE

**THERMAL
INSULATION**

DURABLE

100%
WATERPROOF

ANTI-LIGHTNING

ANTI-SEISMIC

**HIGH
SNOW LOAD**

**FAST
INSTALLATION**

COST-EFFECTIVE

ENERGY SAVING

**SUSTAINABLE
DEVELOPMENT**

ECO

CONTENTS

| | |
|---|----|
| 1. About BDiR Inc. | 1 |
| 2. Our Services..... | 3 |
| 3. Products Application..... | 5 |
| 4. Unique Features & Materials | 7 |
| 5. Products..... | 9 |
| 5.1. Luxury Tent Villas, Villa Suit - Lover..... | 9 |
| 5.2. Luxury Tent Villas, Royal Suit - Family..... | 11 |
| 5.3. Luxury Safari Tent, Safari Tent Suit..... | 13 |
| 5.4. Luxury Safari Tent, Family Safari Tent..... | 15 |
| 5.5. Luxury Glamping Pods, Cocoon Tent Pods..... | 17 |
| 5.6. Luxury Glamping Pods, Conch Tent Pod | 19 |
| 5.7. Geodesic Dome Tents..... | 21 |
| 5.8. Glass Geodesic Dome | 25 |
| 5.9. Dwell Domes | 31 |
| 5.10. Event Dome | 37 |
| 6. Our Projects..... | 41 |
| 6.1. ECO Tensile PVDF Fabric Membrane Tent Hotel - Zhejiang, China..... | 41 |
| 6.2. Island Eco-Friendly Tent Lodges - Fujian, China..... | 42 |
| 6.3. Luxury Conch Tented Lodges & Camping Cabins - Chengdu, China..... | 43 |
| 6.4. Wild Luxury Golf Resort with Glamping Tented Cabins - Yunnan, China..... | 44 |
| 6.5. Ya Nu Lake Ecological Farm with Glamping Tented Cabins - Chengdu, China..... | 45 |
| 6.6. Qiandao Lake Wild Luxury Dome Tent Hotel - Zhejiang, China..... | 46 |
| 6.7. Geodesic Dome Tent Houses - Wugong Mountain Resort..... | 47 |
| 7. Contact Us..... | 48 |

GLAMPING TENT – A DIVISION OF BDiR Inc.

GLAMPING TENTS – A PERFECT COMBINATION OF WILDERNESS AND LUXURY.



Founded in 2008, headquartered in Shenzhen, China, BDiR aims to be the leading manufacturer & supplier for Glamping Tents, offering a turn-key solution from design, engineer, installation to maintenance.

BDiR has been engaged in this industry for more than 10 years. Over the past 10 years, we have served clients from more than 37 countries and regions. By working with the best professionals in this field and using the innovative technology and premium

components, we strive to offer outstanding quality products to satisfy every clientele's exact specifications and requirements.

We offer resorts, campground, holiday park, and beyond with unique and custom-design tents by a virtue of a professional team, engineering modularized luxury tents delivering ultimate comfort and bringing people closer to nature.

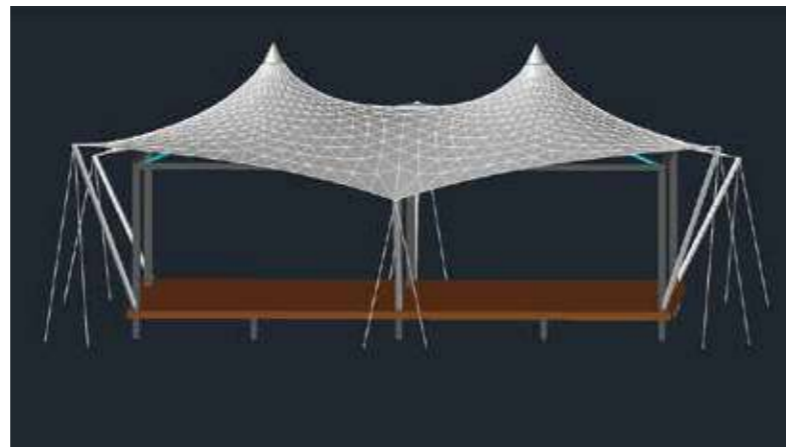
OUR SERVICES

Service philosophy: outstanding quality, innovative design, cost-effectiveness, sustainability, and “wildest experience”.

We design, manufacture, and install for owners and operators of resorts, safari camps, luxury lodges to achieve better ROI in the context of growing demand for unique, experiential Eco travel concepts all over the world.



Resort & Camp Planning



Tent Design & Engineering



Overall Interior Design



Professional Installation Support

APPLICATIONS

Our Glamping Tents are ace choice for tropical rainforest campsite, beach

campground, desert camping, holiday parks, functioning as accommodations with en-suite bathrooms, kitchens, and as bars, lounge and dining, libraries, receptions, and spas. All can be tailored to every customer's needs.



Eco Resorts -
Luxury Meet Nature



Camping Sites -
Amenities Anywhere




Holiday RV Parks -
Cost-effective



Living room



Bedroom



Platform



Kitchen



Bathroom



Eco Resorts - Luxury Meet Nature



Camping Sites - Amenities Anywhere



Holiday RV Parks - Cost-effective

UNIQUE FEATURES & MATERIALS

Steel Frame

Q235 steel framework, hot-dip galvanized steel, stainless steel.

Fabric & Canvas

B1 Fire retardant, UV resistance, mildew-proof, and 100% waterproof

Deck

Q235 steel frame covered with 25mm thickness wood-plastic floor, or concrete base

Tent Roof

Double layers roof with 1100gsm PVDF (outer layer), 650gsm PVC (inner layer)

Wall

Tempered glass, PVC canvas, Sandwich panel, and Ecological plastic wood wall, aluminum alloy & glass for doors/windows

Flooring

Ecological wood floors, SPC stone plastic floor, bamboo plastic floor, tiled floor



LUXURY TENT VILLAS

MODEL: LGT-001 VILLA SUIT – LOVER

INDOOR AREA: 42SQM

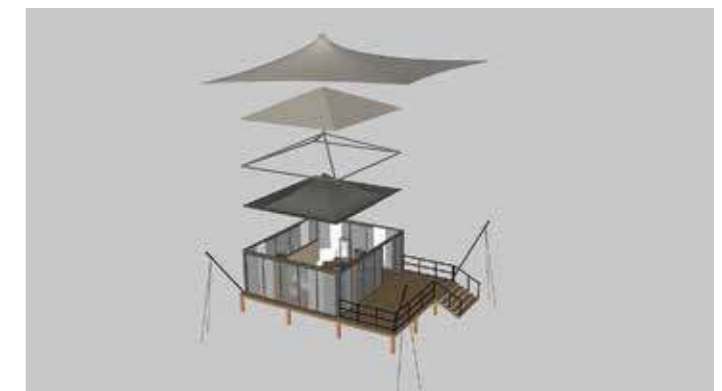
DECK AREA: 63SQM

STANDARD FEATURES:

- ✓ Q235 Steel Frame
- ✓ 650GSM PVC & 1100GSM PVDF
- ✓ 360 Views Glass Wall
- ✓ Inner Ceiling
- ✓ Curtains
- ✓ Accessories: hardware, and steel cables

Add-ons:

- ✓ Door: wood, glass, aluminum alloy
- ✓ Wall: 650 GSM canvas, glass, Eco-wood
- ✓ PHDF Shade Net Roof
- ✓ Deck: steel frame + WPC, concrete base
- ✓ Floor: wood, SPC, bamboo, tiled floor
- ✓ Insulation



LUXURY TENT VILLAS

MODEL: LGT-002 ROYAL SUIT - FAMILY

INDOOR AREA: 72SQM

DECK AREA: 108SQM

STANDARD FEATURES:

- ✓ Q235 Steel Frame
- ✓ 650GSM PVC & 1100GSM PVDF
- ✓ 360 Views Glass Wall
- ✓ Inner Ceiling
- ✓ Curtains
- ✓ Accessories: hardware, and steel cables

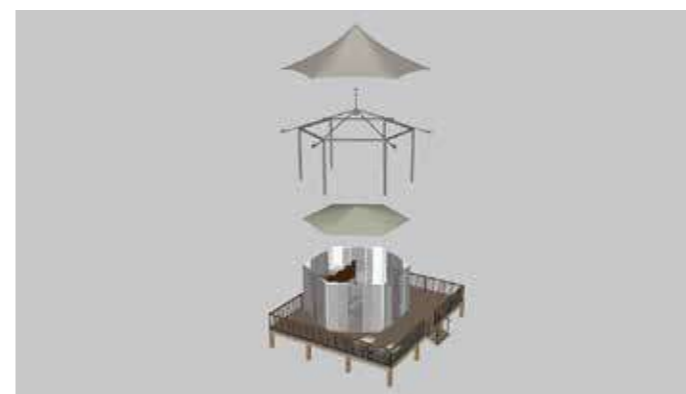
Add-ons:

- ✓ Door: wood, glass, aluminum alloy
- ✓ Wall: 650 GSM canvas, glass, Eco-wood
- ✓ PHDF Shade Net Roof
- ✓ Deck: steel frame + WPC, concrete base
- ✓ Floor: wood, SPC, bamboo, tiled floor
- ✓ Insulation



LUXURY SAFARI TENT

MODEL: LGT-003 SAFARI TENT SUIT



INDOOR AREA: 32SQM
DECK AREA: 63SQM

STANDARD FEATURES:

- ✓ Q235 Steel Frame
- ✓ 650GSM PVC & 1100GSM PVDF
- ✓ Standard canvas wall
- ✓ Inner Ceiling
- ✓ Curtains
- ✓ Accessories: hardware, and steel cables

Add-ons:

- ✓ Door: wood, glass, aluminum alloy
- ✓ Wall: 650 GSM canvas, glass, Eco-wood
- ✓ PHDF Shade Net Roof
- ✓ Deck: steel frame + WPC, concrete base
- ✓ Floor: wood, SPC, bamboo, tiled floor
- ✓ Insulation

LUXURY SAFARI TENT

MODEL: LGT-004 FAMILY SAFARI TENT



INDOOR AREA: 64SQM
DECK AREA: 108SQM

STANDARD FEATURES:

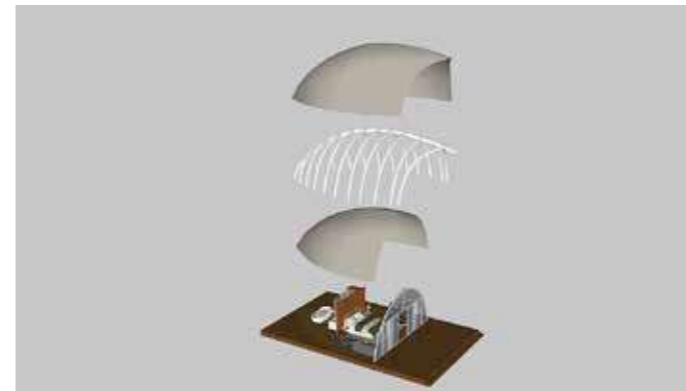
- ✓ Q235 Steel Frame
- ✓ 650GSM PVC & 1100GSM PVDF
- ✓ Standard canvas wall
- ✓ Inner Ceiling
- ✓ Curtains
- ✓ Accessories: hardware, and steel cables

Add-ons:

- ✓ Door: wood, glass, aluminum alloy
- ✓ Wall: 650 GSM canvas, glass, Eco-wood
- ✓ PHDF Shade Net Roof
- ✓ Deck: steel frame + WPC, concrete base
- ✓ Floor: wood, SPC, bamboo, tiled floor

LUXURY GLAMPING PODS

MODEL: LGT-005 COCOON TENT PODS



INDOOR AREA: 42SQM
DECK AREA: 63SQM

STANDARD FEATURES:

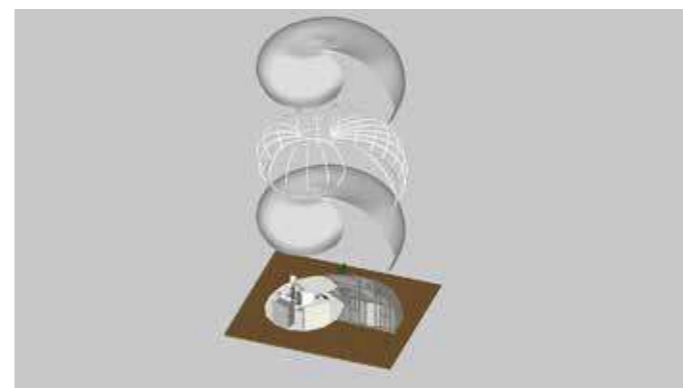


- ✓ Q235 Steel Frame
- ✓ 1100GSM PVDF
- ✓ Glass Wall & Door
- ✓ Curtains
- ✓ Accessories: hardware, and steel cables

Add-ons:

- ✓ Door: wood, glass, aluminum alloy
- ✓ PHDF Shade Net Roof
- ✓ Deck: steel frame + WPC, concrete base
- ✓ Floor: wood, SPC, bamboo, tiled floor
- ✓ Insulation & Stove

LUXURY GLAMPING PODS

MODEL: LGT-006 CONCH TENT POD



INDOOR AREA: 42SQM
DECK AREA: 63SQM

STANDARD FEATURES:

- ✓ Q235 Steel Frame
- ✓ 1100GSM PVDF
- ✓ Glass Wall & Door
- ✓ Curtains
- ✓ Accessories: hardware, and steel cables

Add-ons:

- ✓ Door: wood, glass, aluminum alloy
- ✓ PHDF Shade Net Roof
- ✓ Deck: steel frame + WPC, concrete base
- ✓ Floor: wood, SPC, bamboo, tiled floor
- ✓ Insulation & Stove

MORE STYLES AND MODELS





GEODESIC DOME TENTS

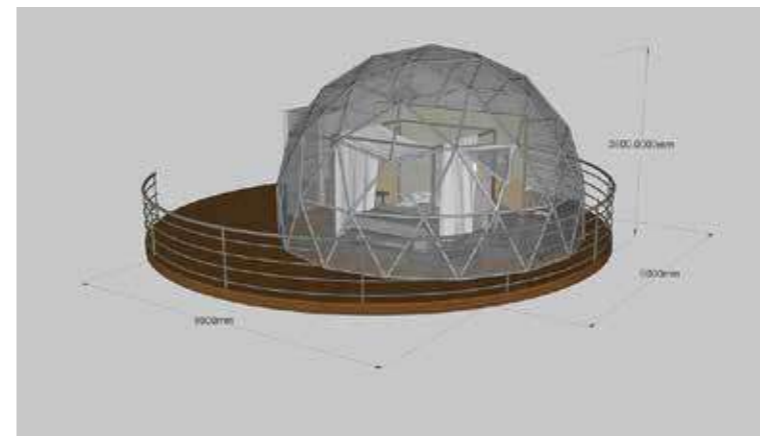
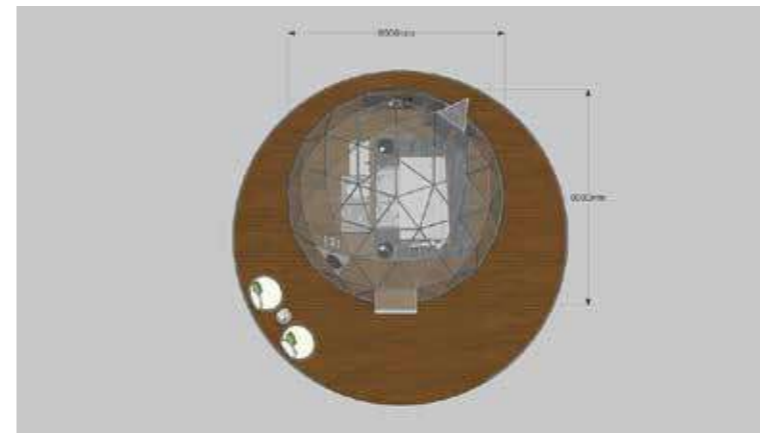
Geodesic Dome Tents are based geodesic structure, the strongest structure known in the architecture industry, a new fashion choice for resort accommodations.

We provide Geodesic Dome Tents ranging from 3m to 50m for glamping, exhibitions, commercial events, greenhouse, projections, etc.



GLASS GEODESIC DOME

The Glass Geodesic Dome Tents is made out of high-strength aluminum alloy and quality glass, exhibiting great abilities in terms of wind resistance, snow capacity and long durability, even in harsh environments. Therefore, it is impeccable choice for glamping accommodations, high-end outdoor restaurants and commercial exhibitions.



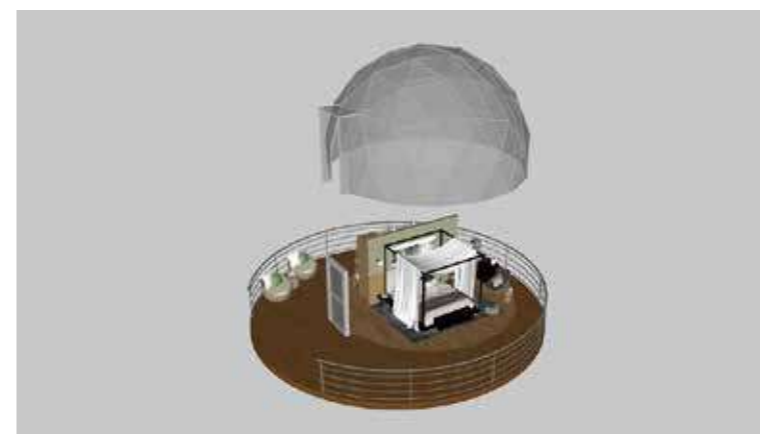
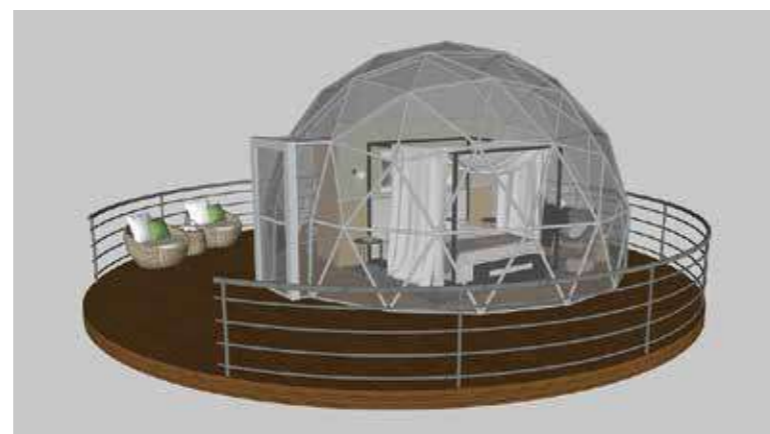
INDOOR AREA: 28SQM
DECK AREA: 56SQM



STANDARD FEATURES: :

- ✓ Frame: T6061/T6 Aluminum Alloy
- ✓ Covering: Tempered Glass
- ✓ Curtains
- ✓ Accessories: hardware
- ✓ Lockable Glass Door

Add-ons:

- ✓ Doors: Wood, Aluminium Alloy, Tempered Glass
- ✓ Inner Ceiling
- ✓ Deck: steel frame + WPC, concrete base
- ✓ Floor: wood, SPC, bamboo, tiled floor
- ✓ Insulation & Stove
- ✓ Solar Fan Ventilation
- ✓ Bathroom Module





WHERE CAN YOU
PUT THE DOME?

DWELL DOMES

Dwell Domes are produced from strong steel frame and covered with high-performance PVC, excellent wind, snow, hail resistance, 100% water proof. Therefore, Dwell Domes are extensively used as accommodations for resort & home construction developers seeking sustainable housing solutions.

RETHINK THE HOTEL EXPERIENCE

Create luxury accommodation anywhere, also in places where traditional hotels cannot be build.



Individual landowners

a unique outdoor hideaway for personal use or as an overture to the glamping business



Holiday Parks & Campsites

Premium lodgings to diversify the offer for nature carvers and comfort-lovers



Hotel and Resorts

Out-of-the-box idea to branch out and open up for the great out-doors experience

SIZE:

5m :



6m :



7m :



8m :



10m :



| Model | Area | Height | Guests | Assembly Time | Platform Size |
|---------|------------------|--------|-----------|------------------------|---------------|
| DIA-5m | 19m ² | 3m | 1-2People | 1-2Hour with crew of 2 | 6m*7m |
| DIA-6m | 28m ² | 3m | 2-3People | 2-3Hour with crew of 2 | 7m*8m |
| DIA-7m | 38m ² | 3.5m | 3-4People | 3-4Hour with crew of 2 | 8m*9m |
| DIA-8m | 50m ² | 4m | 3-4People | 3-4Hour with crew of 3 | 9m*10m |
| DIA-10m | 79m ² | 5m | 4-6People | 7-8Hour with crew of 3 | 12m*14m |

DWELL DOMES

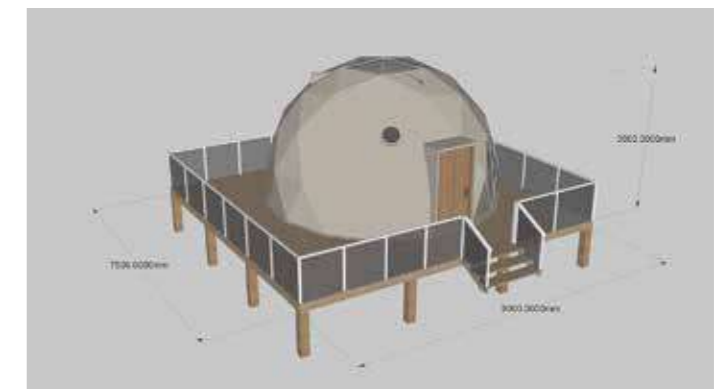
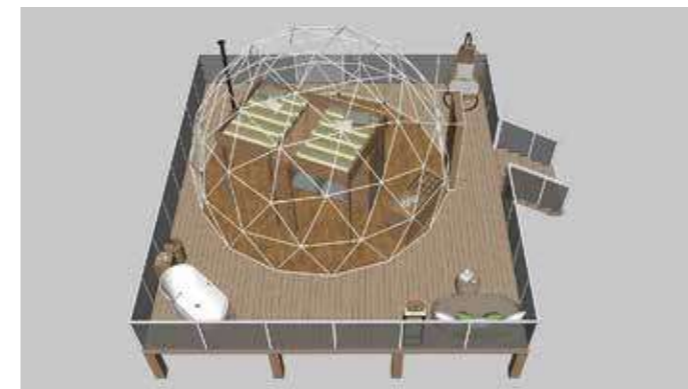
SIZE(DIAMETER): 5M, 6M, 7M, 8M, 10M

STANDARD FEATURES:

- ✓ Q235 steel tubes
- ✓ Screws, washers and cap nuts
- ✓ 3x air vents and bay window
- ✓ Covering: 850gsm PVC
- ✓ PVC zip-door
- ✓ Assembly Tool Kit
- ✓ Installation Manual

Add-ons:

- ✓ Doors: Wood, Aluminium Alloy, Tempered Glass
- ✓ Inner Ceiling
- ✓ Deck: steel frame + WPC, concrete base
- ✓ Floor: wood, SPC, bamboo, tiled floor
- ✓ Insulation cloths, PU
- ✓ Stove & Air conditioning
- ✓ Solar Fan Ventilation
- ✓ Bathroom Module



ADDITIONAL OPTIONS & ACCESSORIES



Solar-Fan-Ventilation-optimized



Skylight-Window-optimized



Lockable-Glass-Door-optimized



Entrance-Positions-optimized



Portable Round Glass Window



Electric Skylight Curtain



Portable Triangle Glass Window



Insulation-Liner-optimized



Ground-Cover-Ground-PVC-optimized



Curtains-optimized



Porthole-optimized



Heavy-duty-Framework-optimized



Bathroom-Module-optimized



Dome_HotSpots3-optimized



Colour Membranes-optimized



Stove-Chimney-optimized

MORE MODELS



GDT-01



GDT-02



GDT-03



GDT-04




GDT-05



GDT-06



GDT-07




GDT-08




GDT-09



GDT-10



GDT-11




GDT-12



GDT-14



GDT-14




GDT-15



GDT-17




GDT-16



GDT-18

WHERE CAN YOU PUT THE DOME?



EVENT DOME

PROJECTION THEATERS, TRADE SHOW BOOTHS, MUSIC FESTIVALS

Event domes are favored for outdoor themed parties, trade show, and convention. We provide Event Domes with a stunning look and highly visible exterior that can be used for brand graphics, logos, and advertisements, leaving everyone in awe.

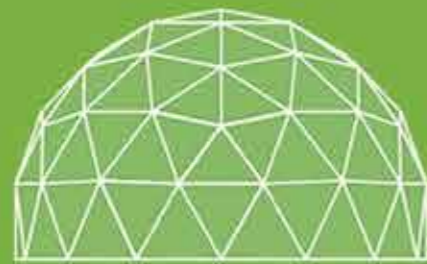
Projection Theaters -- Projection and Planetarium Domes, Illumination Domes, and Projection Spheres.

Corporate Tents -- Corporate Events & Conventions, Trade shows & Trade show Booths, Product Launches & Promotional Tours

Innovative Uses -- Art Installations, Festivals, Floating Domes, Ice Bars & Roof Top Lounges, Movie Sets, Private Parties, Special Occasions, and Much More.

| Model | Area | Height | Frame size | Capacity | | Assembly Time |
|---------|------|--------|------------|----------|----------|--------------------------|
| | | | | Standing | Standing | |
| DIA-6m | 28 | 3m | Φ26*2.0 | 28 | 19 | 2 hours with crew of 2 |
| DIA-10m | 78 | 5m | Φ32*2.0 | 78 | 78 | 7 hours with crew of 3 |
| DIA-15m | 176 | 7.5m | Φ38*2.0 | 176 | 117 | 12 hours with crew of 4 |
| DIA-20m | 314 | 10m | Φ38*2.0 | 314 | 209 | 15 hours with crew of 5 |
| DIA-25m | 490 | 12.5m | Φ48*3.0 | 490 | 327 | 16 hours with crew of 10 |
| DIA-30m | 700 | 13m | Φ60*3.0 | 700 | 467 | 20 hours with crew of 12 |
| DIA-35m | 960 | 14m | Φ68*3.0 | 960 | 640 | 23 hours with crew of 12 |
| DIA-40m | 1256 | 15m | Φ68*3.0 | 1256 | 837 | 25 hours with crew of 15 |
| DIA-50m | 1962 | 18m | Φ68*3.0 | 1962 | 1308 | 28 hours with crew of 15 |

SIZE:



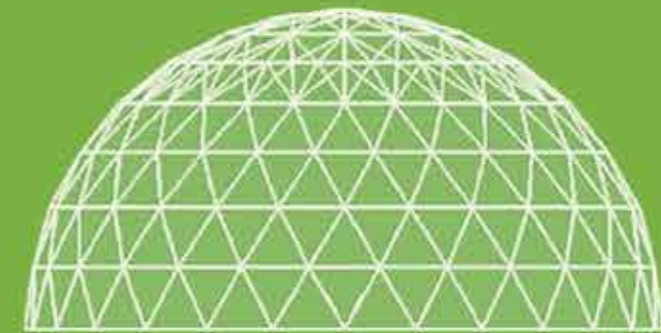
20'



26.7'



33.3'




53.3'



66.6'



83.3'



100'

Outdoor Event



MORE APPLICATIONS

Car Exhibition Show



Banquet & Dinner Party



Indoor Event



Yoga Domes



Indoor Show Dome



Concert Dome



PROJECT

◆ ECO TENSILE PVDF FABRIC MEMBRANE TENT HOTEL

Location: Zhuji, China.

Project Area: 17 Tented Villas

Completion Date: July, 2017

17 luxurious tent villas blend into the tea garden without hurting the surface of the landscape.



PROJECT


◆ 2.ISLAND ECO-FRIENDLY TENT LODGES

Location: Zhangzhou, China

Project Area: 8 Tented Villas + 4 Glass Dome Pods

Completion Date: September, 2018

Sitting on a beautiful island offering clear blue sea views and comforts for visitors.



PROJECT

◆ LUXURY CONCH TENTED LODGES & CAMPING CABINS

Location: Chengdu, China

Project Area: 4 Conch Tented Lodges & Pods

Completion Date: May, 2018

Fire-resistant PVDF, plus a luxe gazebo, visitors can admire the beautiful views from the tents.



PROJECT

◆ WILD LUXURY GOLF RESORT WITH GLAMPING TENTED CABINS

Location: Yunnan, China

Project Area: 18 Tented Lodges & Pods

Completion Date: May, 2017

Fancy outlook of 18 tent houses like firefly and snail, never fail to catch visitor's heart and imagination



PROJECT

◆ GLASS DOMES FOR YA NU LAKE ECOLOGICAL FARM - CHENGDU, CHINA

Location: Chengdu, China

Project Area: 5 Glamping Glass Dome Pods

Completion Date: May, 2019

Crystal like dome tents on a farm with beautiful rural scenery, perfect for family camping.



PROJECT

◆ QIANDAO LAKE WILD LUXURY DOME TENT HOTEL

Location: Qiandaohu, China

Project Area: 15 Tented Lodges & Pods

Completion Date: May, 2016

12 dome tents represent different 12 constellations, and special local horse fur for insulation.



PROJECT

◆ GEODESIC DOME TENT HOUSES - WUGONG MOUNTAIN RESORT

Location: Jiangxi, China

Project Area: 12pcs Dome Lodges & Pods

Completion Date: May, 2017

12 set hydrangeas-like dome tents on the hill, more glamour than you can imagine.



TAGS

12-LEVEL
WIND RESISTANCE

THERMAL
INSULATION

DURABLE

100%
WATERPROOF

ANTI-LIGHTNING

ANTI-SEISMIC

HIGH
SNOW LOAD

FAST
INSTALLATION

COST-EFFECTIVE

ENERGY SAVING

SUSTAINABLE
DEVELOPMENT

ECO